

Debt Investor Information

JANUARY – SEPTEMBER 2019

Q3

Key debt figures and ratings

Sampo plc 30 Sep 2019

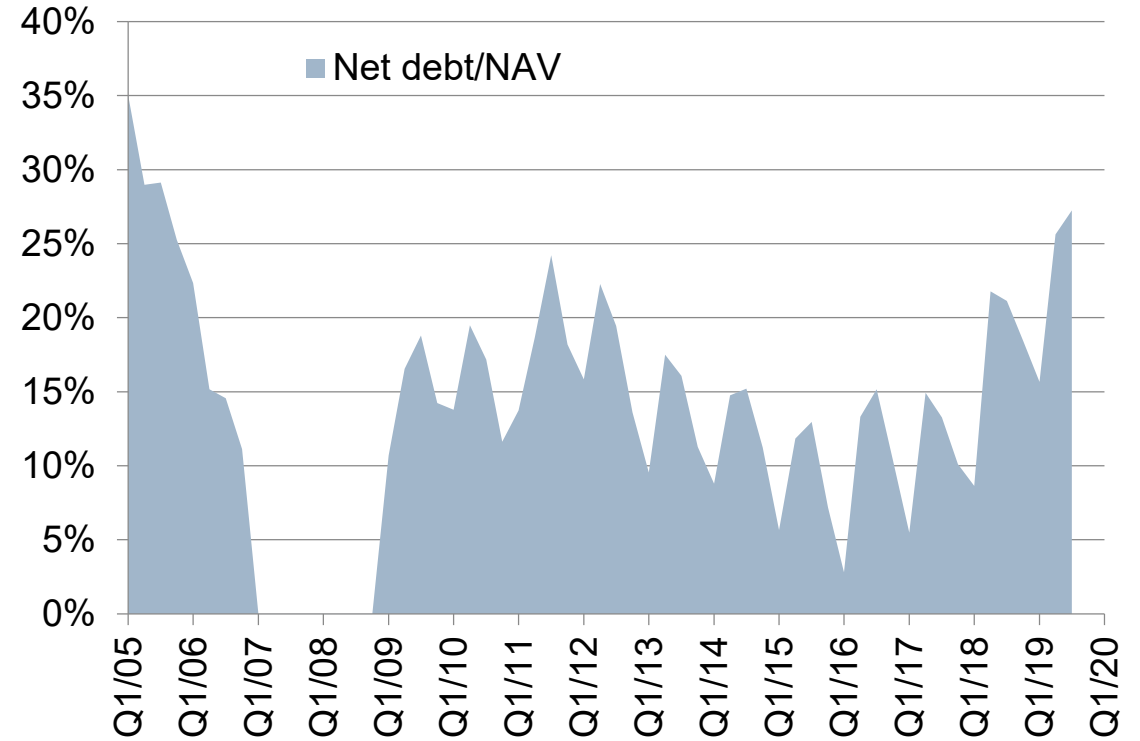
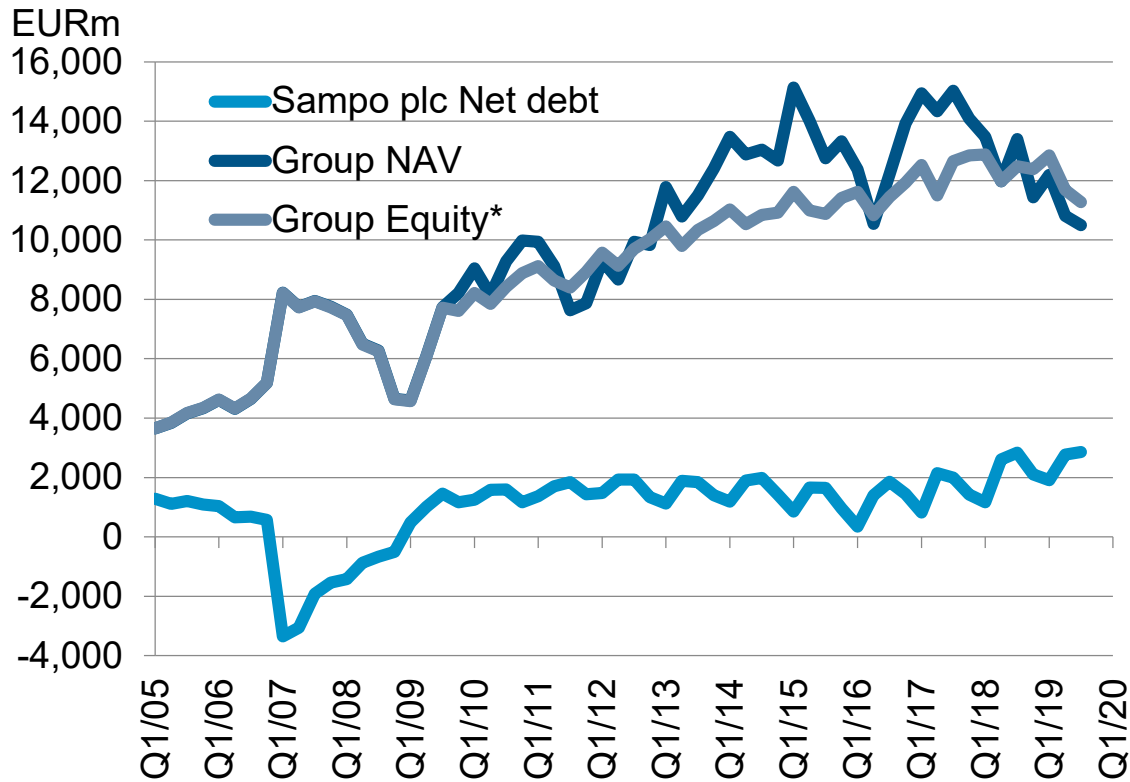
- Gross Debt, EURm 3,906
- Gross Debt to Equity, % 57%
- Financial Leverage, % 36%
(= Debt/(Debt+Equity))

Sampo Group Q3/2019

- Shareholders' Equity, EURm 11,883
- Hybrid Bonds, EURm 1,195
- Senior Debt, EURm 3,412
- Financial leverage, % 27.9%

	Moody's		Standard and Poor's	
	Rating	Outlook	Rating	Outlook
Sampo plc – Long-term Issuer Rating	A3	Stable	A	Stable
If P&C Insurance (Sweden) – Insurance Financial Strength Rating	A1	Stable	A+	Stable
Mandatum Life Insurance Company – Issuer Credit Rating	-	-	A+	Stable

Sampo Group – Conservative Leverage



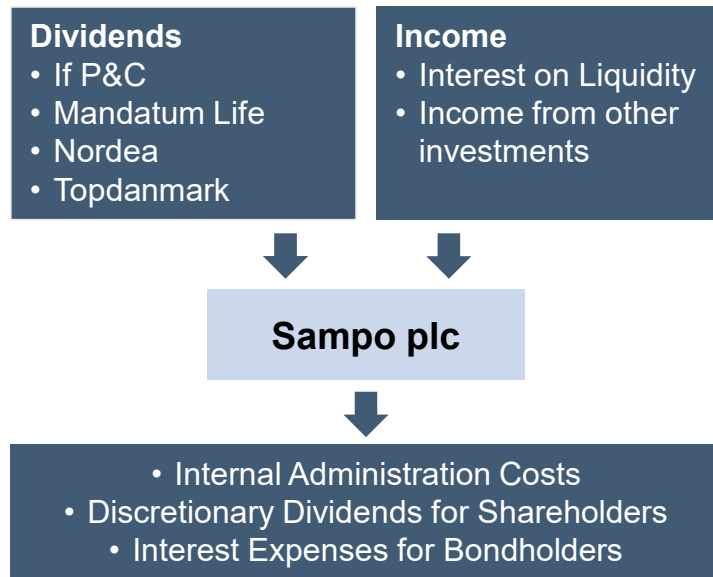
- "Loan-To-Values" based on above figures is low
- Parent Company's Financial Leverage is 36%

=> Sampo's position to refinance its debt is adequate

* Equity attributable to parent company's equity holders

Sampo plc – Simple cash flows and adequate liquidity

Flow of Funds



Balance Sheet, EURm

Assets	10,830	Liabilities	10,830
Liquidity	648	CPs Issued	0
Investment assets	870	LT Senior Debt	3,412
– Real Estate	2	– Private Placements	108
– Fixed Income	36	– Bonds Issued	3,304
– Equity & Private Equity	831	– Pension Insurance loans	0
Subordinated Loans	361	Subordinated Debt	494
Equity Holdings	8,841	Capital	6,828
– Subsidiaries	3,401	– Undistributable	98
– Associated	5,440	– Distributable	6,730
Other Assets	110	Other Liabilities	96

Sampo plc – Reported profit facilitates debt servicing

EURm	2010	2011	2012	2013	2014	2015	2016	2017	2018	1-9/ 2019
Dividend income*	747	762	773	879	1,069	1,226	1,567	1,453	1,671	836
Operating profit	-8	-10	-17	-20	-18	-14	-17	-14	-8	-52
Net financial result	-37	-70	-20	-26	-1	17	17	-43	5	25
Profit before taxes	702	683	737	832	1,050	1,229	1,567	1,396	1,669	810

*Parent Company is not equal to Holding Segment; Dividend Income includes also dividends from Private Equity investments

Sampo plc – Cash and tradable financial investments

Instrument	Market Value, Nominal, million	Running Yield,%	Call Date
Cash	EUR 648		
Sub-Ordinated Loans	EUR 344	5.1%	
– Mandatum Life T1 Perpetual	EUR 100	4.4%	Annual
– IF T2 30NC10	EUR 99	6.1%	2021-12-08
– Nordea AT1 PerpNC5	USD 98	6.5%	2021-09-13
– Topdanmark T2 PerpNC5	DKK 135	2.9%	2020-12-11
– Topdanmark T2 PerpNC5.5	DKK 270	2.2%	2021-06-11
Cash and Loans Total	EUR 992		
Investment Assets	EUR 870		
Total	EUR 1,862		

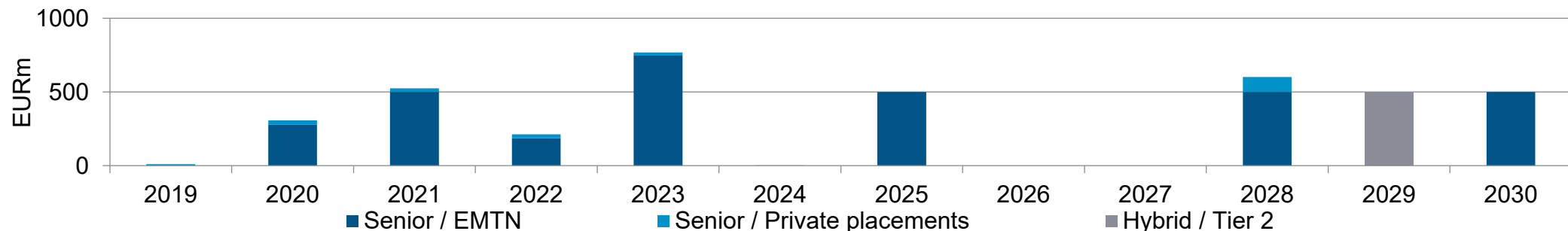
- In case subordinated loans are sold, both liquidity and Own Funds at Group level are generated
- This buffer of liquidity and Own Funds comes with positive interest margin

Sampo plc – Net interest bearing debt

EURm	2019			2018			2017				
	Q3	Q2	Q1	Q4	Q3	Q2	Q1	Q4	Q3	Q2	Q1
+ Gross debt	3,906	3,961	4,023	4,067	4,142	3,535	3,591	3,177	3,178	3,279	2,932
Bonds & notes	3,412	3,419	3,942	3,943	3,951	3,341	3,359	2,884	2,885	2,884	2,399
Domestic CPs	0	48	80	124	191	195	232	293	293	394	534
Subordinated debt	494	494									
– Interest bearing assets	1,045	1,192	2,114	1,959	1,311	928	2,428	1,754	1,184	1,137	2,112
Liquidity buffer + fixed income	684	688	1,611	1,470	815	437	1,944	1,258	684	509	1,471
Subordinated loans	361	504	503	489	496	492	485	496	500	628	640
Net debt	2,861	2,769	1,908	2,108	2,831	2,607	1,163	1,423	1,994	2,142	820

Sampo Group – Issued Debt Instruments

Instrument	Nominal	Coupon	Swap	Effective Rate	Maturity
Senior Bond	2,000 SEKm	Stibor3M + 0.77%	Euribor3M + 0.59%	0.17%	2020-05-28
Senior Bond	1,000 SEKm	1.25%	EUR 1.01%	1.01%	2020-05-28
Senior Bond	500 EURm	1.50%	---	1.59%	2021-09-16
Senior Bond	700 SEKm	0.88%	Euribor6M + 0.38%	0.13%	2022-05-23
Senior Bond	1,300 SEKm	Stibor3M + 0.55%	Euribor6M + 0.39%	0.14%	2022-05-23
Senior Bond	750 EURm	1.00%	---	1.01%	2023-09-18
Senior Bond	500 EURm	1.25%	Euribor6M + 0.74%	0.49%	2025-05-20
Senior Bond	500 EURm	1.625%		0.85%	2028-02-21
Senior Bond under separate documentation	1,000 NOKm	3.100%	Euribor6M + 0.77%	0.34%	2028-09-07
Hybrid Tier2 Bond	500 EURm	3.375%		3.48%	2029-05-23
Senior Bond	500 EURm	2.25%		1.49%	2030-09-27
Public debt	3,819 EURm			1.3%	
Private placements	110 EURm			0.78%	
Total nominal in EUR	3,928 EURm			1.3%	



Practical information

Debt investor contacts

Laura Liljeström, Portfolio Manager
tel. +358 10 516 0709
laura.liljestrom@sampo.fi

Knut Arne Alsaker, CFO
tel. +358 10 516 0010
knut-arne.alsaker@sampo.fi

Jarmo Salonen, Head of Investor Relations
and Group Communications
tel. +358 10 516 0030
jarmo.salonen@sampo.fi

Financial calendar 2020

06/02/2020	Financial Statement Release for 2019 <i>Silent period 07/01/2020-06/02/2020</i>
Week 13 23/04/2020	Annual Reporting for 2019 AGM
06/05/2020	Interim Statement Q1/2020 <i>Silent period 06/04/2020-06/05/2020</i>
05/08/2020	Half-Year Financial Report 2020 <i>Silent period 06/07/2020-05/08/2020</i>
04/11/2020	Interim Statement Q3/2020 <i>Silent period 05/10/2020-04/11/2020</i>

Disclaimer




This presentation may contain forward-looking statements that reflect management's current views with respect to certain future events and potential financial performance. Although Sampo believes that the expectations reflected in such forward looking statements are reasonable, no assurance can be given that such expectations will prove to have been correct. Accordingly, results could differ materially from those set out in the forward-looking statements as a result of various factors. Important factors that may cause such a difference for Sampo include, but are not limited to: (i) the macroeconomic development, (ii) change in the competitive climate and (iii) developments in capital markets.

This presentation does not imply that Sampo has undertaken to revise these forward-looking statements, beyond what is required by applicable law or applicable stock exchange regulations if and when circumstances arise that will lead to changes compared to the date when these statements were provided.

Q3

Sampo plc
Fabianinkatu 27
00100 Helsinki, Finland

Phone: +358 10 516 0100
Business ID: 0142213-3

 www.sampo.com
 [@Sampo_plc](https://twitter.com/Sampo_plc)
 [sampo-plc](https://www.linkedin.com/company/sampo-plc)