

Sampo Group is made up of the parent company **Sampo plc** and its subsidiaries If P&C, Mandatum Life, Hastings and Topdanmark. Sampo plc is a major shareholder in **Nordea Bank** and **Nordax Group**, which are Sampo's associated companies.



If P&C Insurance is the leading property and casualty insurer in the Nordic region. If provides insurance solutions and services in Finland, Sweden, Norway, Denmark and the Baltic countries.



Mandatum Life is a Finnish financial services company that provides wealth management, remuneration services and personal risk insurance. In addition to Finland, the company operates in all the Baltic countries.



Hastings is one of the leading digital general insurance providers in the UK predominantly focused on serving UK car, van, bike and home insurance customers.



Topdanmark is the second largest non-life insurance company and a major life insurance company in Denmark.

Basic Information

Founded: 1909
Listed: 1988
Registered domicile: Helsinki, Finland
Business ID: 0142213-3
Group CEO: Torbjörn Magnusson
Personnel: 9,927 (2019)
Internet: www.sampo.com

Share Information

Market: Nasdaq Helsinki
ISIN: FI0009003305
Code/symbol: SAMPO (OMX)
List: OMXH Large Caps
Sector: Insurance
Number of A shares: 554,151,850

Key figures

Sampo Group	Q4/2020	2020
Profit before taxes (EURm)	-675	380*
Profit for the period (EURm)	-769	112
Solvency ratio (%)	176	176
If	Q4/2020	2020
Profit before taxes (EURm)	285	901
Premiums (EURm)	969	4,589
Net income from investments (EURm)	76	126
Combined ratio (%)	81.3	82.1
Topdanmark	Q4/2020	2020
Profit before taxes (EURm)	82	167
Combined ratio (%)	83.7	85.2
Mandatum Life	Q4/2020	2020
Profit before taxes (EURm)	54	154
Premiums written (EURm)	381	1,051
Net income from investments (EURm)	590	587
Holding (incl. Nordea)	Q4/2020	2020
Profit before taxes (EURm)	-1,080	-826
Per share key figures	Q4/2020	2020
Earnings per share (EUR)	-1.44	0.07
Earnings per share, incl. other comprehensive income (EUR)	-0.47	0.65
Net asset value per share (EUR)	19.82	19.82

*The reported loss related to the sale of Nordea shares in November 2020 and the impairment of Nordea holding made in the consolidated Group accounts 2020, together EUR 1,161 million is included in the 2020 figure. The comparison figure includes a valuation loss of EUR 155 million related to Nordea shares.

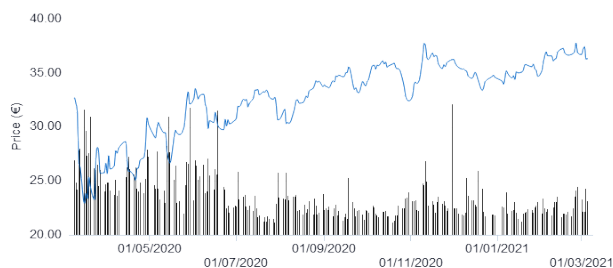
Shareholders

28 February 2021

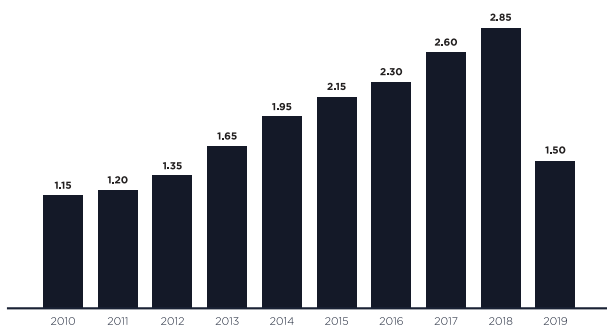
Solidium Oy 7.97%
Varma Mutual Pension Insurance Company 4.01%
Ilmarinen Mutual Pension Insurance Company 1.47%
Elo Mutual Pension Insurance Company 0.84%
The State Pension Fund 0.65%
Foreign and nominee registered owners 62.34%
Other domestic owners 22.72%

Stock price performance and volume

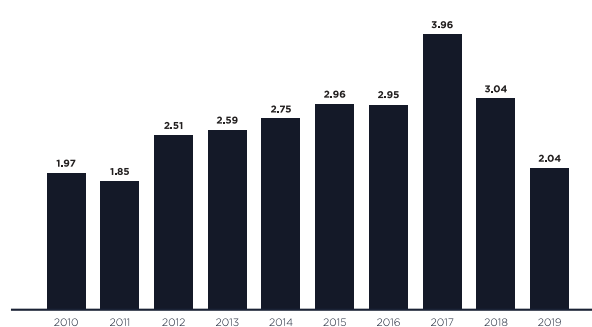
Last price €36.30	Change €+0.03 +0.08%	Volume 1,284,843 pcs	Market cap €20,115,712,155
----------------------	----------------------------	----------------------------	-------------------------------



Dividend



Earnings per share



Calendar

- | | | |
|---|--|--|
| Silent Period
12 Jan - 11 Feb 2021 | Interim Statement Q1/2021
5 May 2021 | Half-Year Financial Report 2021
4 Aug 2021 |
| Financial Statement Release 2020
11 Feb 2021 | Annual General Meeting
19 May 2021 | Silent Period
4 Oct - 3 Nov 2021 |
| Board of Directors' Report and Financial Statements
Week 12 | Silent Period
5 Jul - 4 Aug 2021 | Interim Statement Q3/2021
3 Nov 2021 |
| Silent Period
5 Apr - 5 May 2021 | | |

Jarmo Salonen

Head of Investor Relations and
Group Communications
Tel. +358 10 516 0030
jarmo.salonen@sampo.fi

Sampo plc

Fabianinkatu 27
00100 Helsinki
Finland

Contact us

Tel. +358 10 516 0100
info@sampo.fi
www.sampo.com